

Office of Solid Waste Management & Recycling

Spring 2012 Move Out Report



May 2012

I. Diverted Materials Report



Summary of Diverted Materials 2012

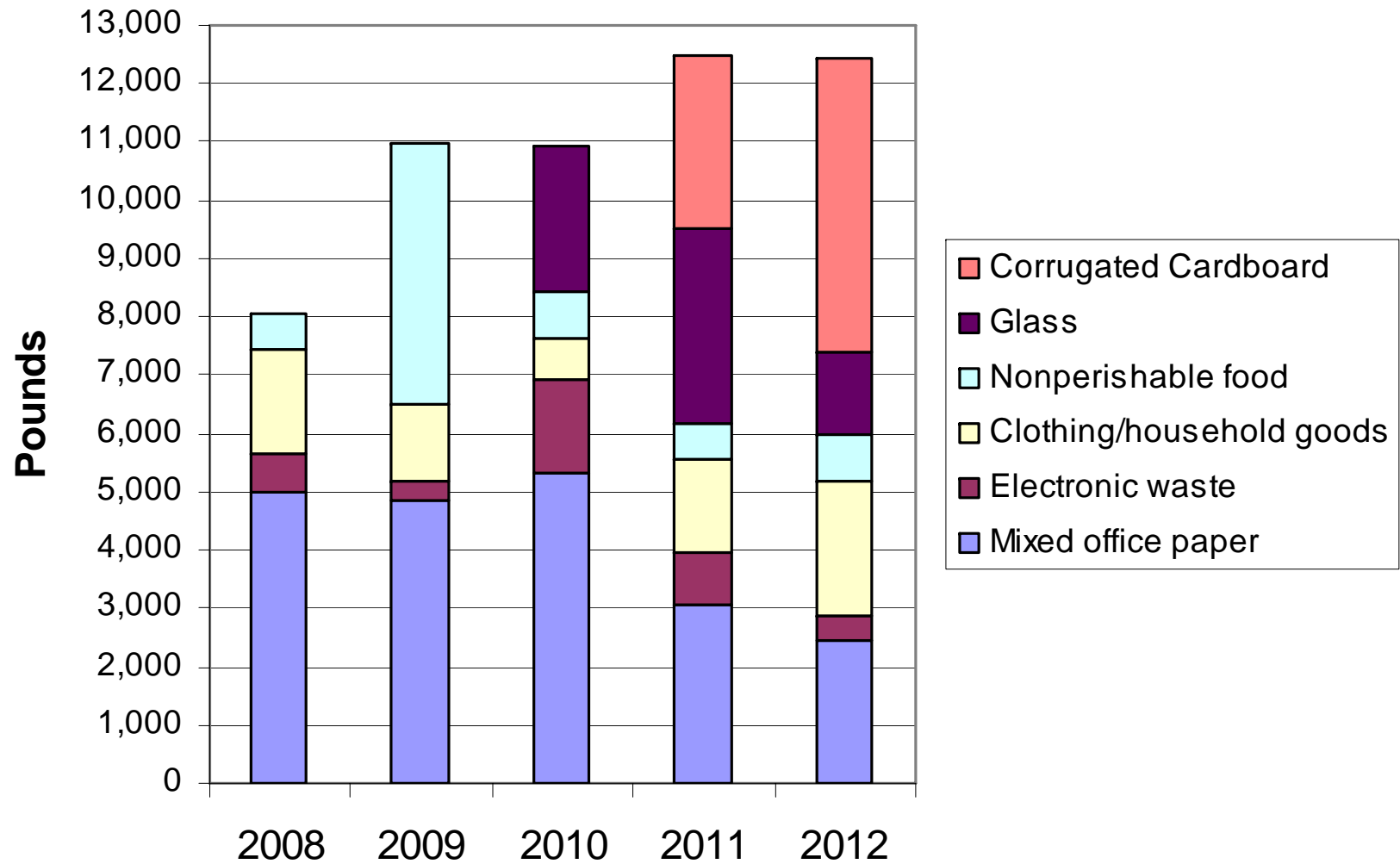
Category	Item Description	Weight
Mixed Office Paper	Printer paper, file folders, paperboard (such as cereal boxes), paperback books, newspaper, magazines, catalogs, brochures	2,450 lbs (1.23 tons)
Electronic Waste <i>Donated to: Atlanta Recycling Solutions</i>	Metal, glass, plastic, computer housing and peripheral equipment	444 lbs (0.22 tons)
Non Perishable Food <i>Donated to: Atlanta Community Food Bank</i>	Soup, cereals, juices, cereal bars, granola bars, popcorn, coffee, rice, noodles, pasta, etc.	798 lbs (0.40 tons)
Clothing & Household Goods <i>Donated to: Salvation Army</i>	Men's and women's clothing and shoes, bedding, kitchen items, household goods, books	2,300 lbs (1.15 tons)
Glass	Clear, green and brown glass	1,420 lbs (0.71 tons)
Corrugated Cardboard	Cardboard with a wavy middle layer, such as moving boxes	5,011 lbs (2.51 tons)
Total		12,423 pounds (6.21 tons)

Diverted Materials Comparison: 2008 - 2012

Table shows weight in pounds

Material	2008	2009	2010	2011	2012
Mixed Office Paper	5,000	4,860	5,340	3,060	2,450
Electronics	629	312	1,566	904	444
Non-perishable Food	590	4,476	840	601	798
Clothing & Household Goods	1,815	1,329	706	1,600	2,300
Glass	N/A	N/A	2,460	3,360	1,410
Corrugated Cardboard	N/A	N/A	N/A	2,940	5,011
Total	8,034	10,977	10,912	12,465	12,423

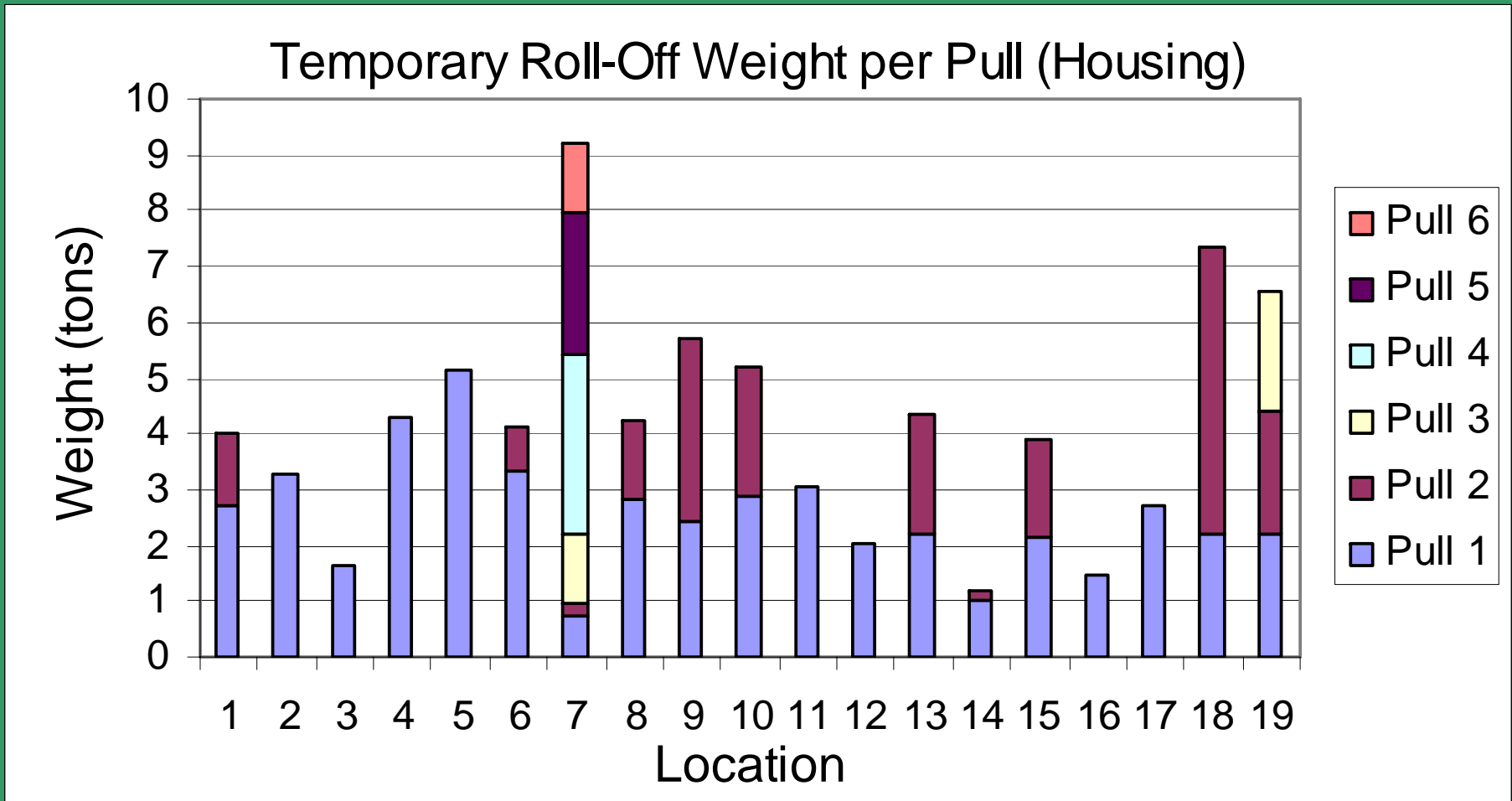
Diverted Materials Comparison: 2008 - 2012



II. Solid Waste Removal

Housing

Housing Temporary Containers



Note: Location #7 had a 10yd³ container. All other locations had a 30yd³ container.

Housing Temporary Containers

Housing Temporary Roll-Off Totals	
Total # Containers	19
Total # Hauls	35
Average Tonnage per Haul	2.27
Tonnage Collected	79.49
Cost per Haul	\$283.40 (30yd ³) \$273.46 (10yd ³)
Total Costs	\$9,859.36
Cost per Ton	\$124.03
Number of Students	7,111
Cost per Student	\$1.39

Housing Dumpsters: Extra Pick-Ups

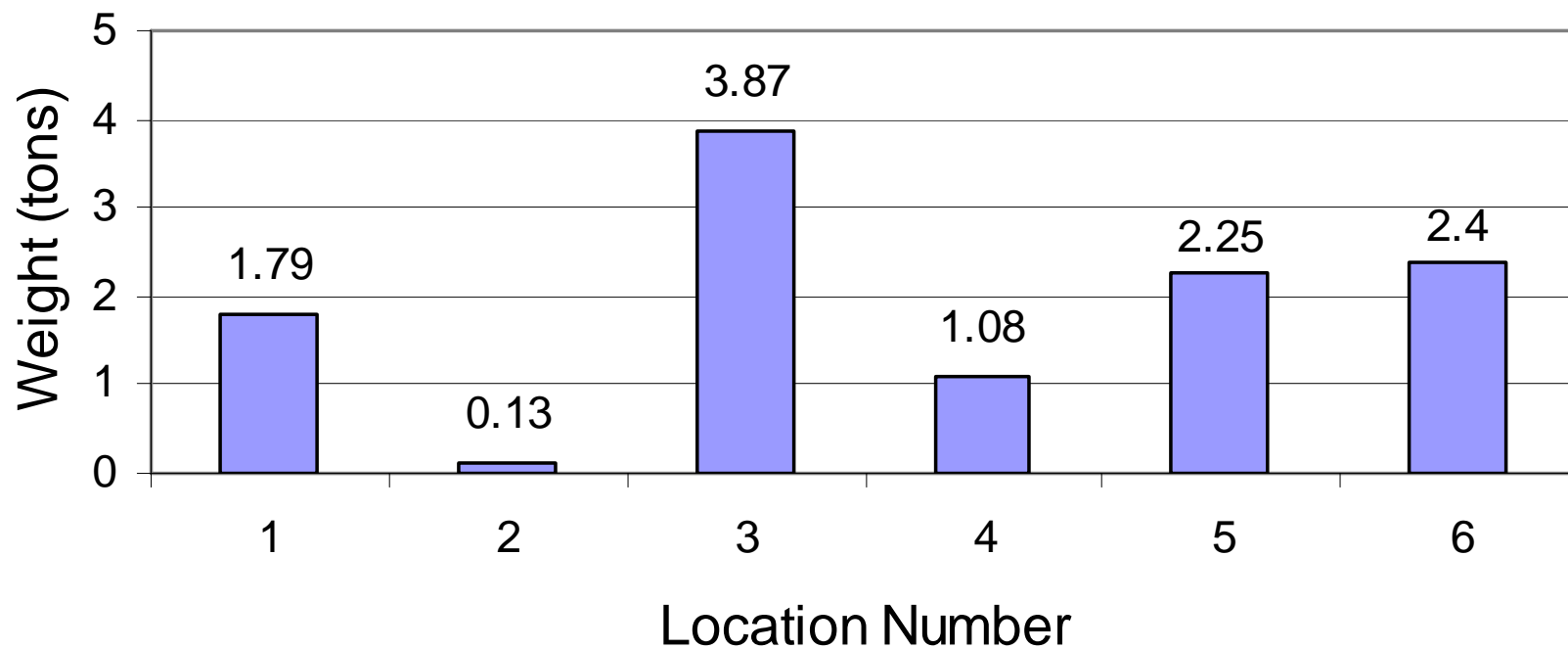
Housing Dumpster Totals	
Number of Extra Pick-ups	26
Average Tonnage per Pull (<i>estimated</i>)	0.32
Tonnage Collected (<i>estimated</i>)	8.32
Cost per Pull	\$20.80
Total Costs	\$540.80
Cost per Ton (<i>estimated</i>)	\$65
Number of Students	7,111
Cost per Student	\$0.08

III. Solid Waste Removal

Greek Houses

Greek Houses Temporary Containers

Temporary Roll-Offs Weight per Pull (Greeks)



Greek Houses Temporary Containers

Greek Houses Temporary Roll-Off Totals	
Total # Containers	6
Total # Hauls	6
Average Tonnage per Haul	1.92
Tonnage Collected	11.52
Cost per Haul	\$283.40
Total Costs	\$1,700.40
Cost per Ton	\$147.60
Number of Students	1,200
Cost per Student	\$1.42

Greek Houses Extra Dumpster Pick-Ups

Greek Houses Dumpster Totals	
Number of Extra Pick-ups	16
Tonnage Collected (<i>estimated</i>)	5.12
Average Tonnage per Pull (<i>estimated</i>)	0.32
Cost per Pull	\$20.80
Total Costs	\$332.80
Cost per Ton (<i>estimated</i>)	\$65
Number of Students	1,200
Cost per Student	\$0.28

IV. Solid Waste Removal

Summary

Solid Waste Totals by Container Type

Roll-Offs			
Location	Total Cost	Total Weight (tons)	Cost/Ton
Housing	\$9,859.60	79.49	\$124.03
Greek Houses	\$1,700.40	11.52	\$147.60
Total	\$11,560.00	91.01	\$127.02

Dumpsters			
Location	Total Cost	Total Weight (tons) <i>estimated</i>	Cost/Ton
Housing	\$540.80	8.32	\$65
Greek Houses	\$332.80	5.12	\$65
Total	\$873.6	13.44	\$65

Solid Waste Totals by Residence Type

Housing – Solid Waste	
Total Weight (tons)	87.81
Total Cost	\$10,400.40
Cost/Ton	\$118.44
Number of Students	7,111
Cost/Student	\$1.46
Weight/Student (lbs)	24.7

Greek Houses – Solid Waste	
Total Weight (tons)	16.64
Total Cost	\$2,033.2
Cost/Ton	\$122.19
Number of Students	1,200
Cost/Student	\$1.69
Weight/Student (lbs)	27.7

Solid Waste & Diversion Summary

Total number of students (Housing and Greek Houses): 8,311

	Landfilled Trash Dumpsters & Roll-offs	Diverted Recycling & Donations
Total Weight (tons)	104.45	6.21
Weight/Student (lbs)	25.1	1.5

Solid Waste & Diversion Summary

Materials Discarded by Students During Spring 2012 Move Out

Total: 110.66 tons

